

Lipo-X

Introduction of Lipo-X
Triple Care Systemed
Cavitation + Radiofrequency + Vacuum

Information Material

© Copyright by HSC CO.,LTD.
All Rights Reserved



CAVI + RF + VACUUM

Triple Care Systemed

Cavitation and RF + Suction, Two different functioned handle
Optional for whole body care



Body shaping



Lifting



Tightening



Blood Circulation



V line



Micro Wrinkle





Treatment Area - Body

Elasticity of Skin

Body Fat

Blood Circulation

Cellulite

* The image above is for your understanding

Treatment Area - Face

Forehead Lines

Micro Wrinkle

Sagging Cheek

Nasolabial Fold


Neck Wrinkle

*The image above is for your understanding

CAVITATION

LIPO-X Cavitation handle uses ultrasound to break fat and make it easy to remove.

Cavitation handle uses ultrasound to break fat and make it easy to removed. Liquid may seem to fill up the space, but it actually contains gases. If the pressure on liquid is unstable, the gas gathers on the weak side and creates air droplets, and this phenomenon is called Cavitation. And when the pressure applied again on the bubble, it breaks and erodes the surrounding area with strong pressure. Lipo-X uses this phenomenon for body contouring.



...In fact, cavitation seemed to induce destabilization of adipocyte cytoplasm and plasma membrane enveloping the lipid vacuole, possibly by coalescence of pinocytosis vesicles or generation of multivesicular clusters from the plasma membrane. In turn, this phenomenon causes focal ruptures of the adipocyte cytoplasm, approximately 0.5-1.5 μm in diameter, which allow leakage of triglyceride droplets from the lipid vacuole to the extracellular space... - *Histological and Ultrastructural Effects of Ultrasound induced Cavitation on Human Skin Adipose Tissue*

Cavitation treatment will cause leakage of triglyceride droplets from the lipid vacuole to the extracellular space. You can tell this immediately after a treatment by feeling the skin that was hard before was softened. Over 1~3 days, as the triglyceride comes out of the body, actual size reduction occurs, and it is very important to promote circulation during this period.



* The image below is Lipo-X Cavitation Handle

	Time of measurement		MD	% of improvement	P-Value	Sig
	Pre treatment Means±SD	Post treatment Means±SD				
WC	107.22±11.67	95.88±8.43	11.33	10.57%	0.002*	S
US Measurements	2.58±0.24	1.9±0.49	0.68	26.35%	0.0001*	S

As presented in table (2), within group's comparison, Multiple pairwise comparison tests (Post hoc tests) revealed that there was significant reduction of WC at post treatment in compare to pretreatment (P value=0.002*). As well there was significant reduction of US measurements of abdominal subcutaneous fat thickness at post treatment in compare to pretreatment(P value =0.0001*). - *Efficacy of ultrasound cavitation, tripolar radiofrequency lipolysis and combination therapy on abdominal adiposity* -

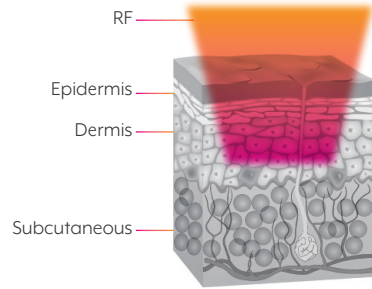
RF (= Radiofrequency)

LIPO-X RF handle generates endogenous deep heat for skin lifting and body contouring.

High Frequency is alternating current which can generate EDH (; endogenous dermal heat). It uses the principles of the electric circulation through live tissues (which work as resistive medium) increases its temperature , as when high frequency (500kHz with RF DUO) current penetrates into one's deep skin, tissue molecules vibrate with electron following its vibration width, and generate organic heat by rubbing each other.

This heat not just atony connective tissues for muscle relaxation and raising bloody circulation, but also simulate fibroblasts and alter the metabolism of a adipocytes for skin regeneration and local fat reduction.

When a cell is heated, its metabolism raise or it damaged and regenerate, resulting in various beauty effects depending on the temperature and location. For example, in dermis layer the heat promote collagen generation, and lipolysis in the subcutaneous layer, and in general raise circulation making easy to provide nutrition and remove waste.



...In fact, cavitation seemed to induce destabilization of adipocyte cytoplasm and plasma membrane enveloping the lipid vacuole, possibly by coalescence of pinocytosis vesicles or generation of multivesicular clusters from the plasma membrane. In turn, this phenomenon causes focal ruptures of the adipocyte cytoplasm, approximately 0.5-1.5 μm in diameter, which allow leakage of triglyceride droplets from the lipid vacuole to the extracellular space... - *Histological and Ultrastructural Effects of Ultrasound induced Cavitation on Human Skin Adipose Tissue*



Eye rim, smile lines forehead, neck wrinkle improvement and anti aging

Remove the wrinkle and waste through lymph circulation, cytosol circulation. Creates the collagen to strengthen the clean complexion, elasticity of double chin and sagging neck.



Removal of black acne, acne scar, nose sebum and Etc.

Normalize the sebaceous glands to control the sebum secretion, regenerate the skin. It effects to relax the acne and acne scar.



Reduction effect by improving skin elasticity, loosening knotted face muscle

Improving skin elasticity by activating cell regeneration, loosening the knotted face muscle for face reducing effect.



Promote the dissolving of body fat by deep heat

No side effect or pain. It is effective for size reduction by burning cellulite and improvement of skin elasticity.

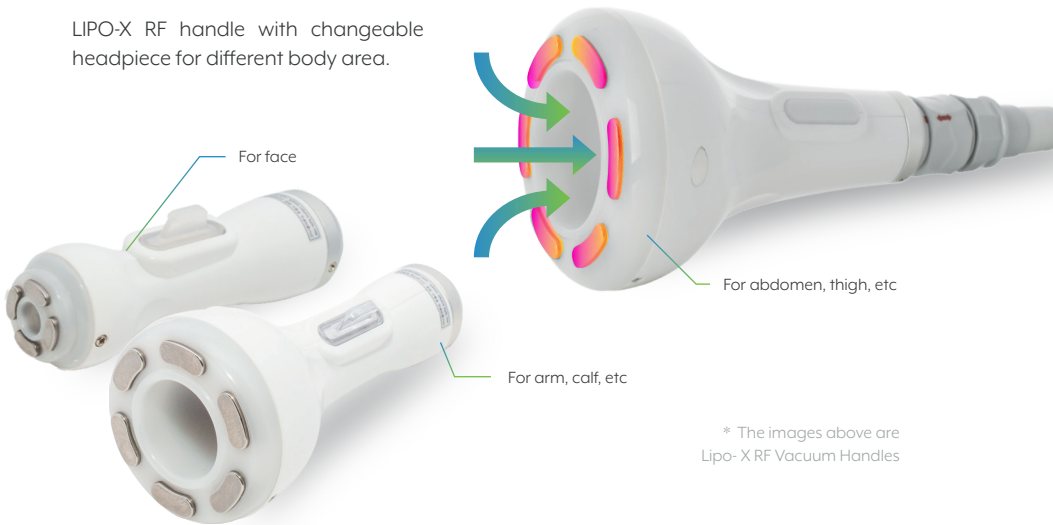
WHY WITH THE VACUUM

LIPO-X RF handle works in combination with vacuum function, for deeper endogenous heat, and smoother blood/lymph circulation.

Vacuum massage, known as endermologie disrupt some of adipocyte membranes and result in cellulite improvement and body circumference reduction. However since it requires numerous treatment to get satisfying result, LIPO-X coupled this with radiofrequency massage for synergic action. Vacuum assist radiofrequency energy to go deeper inside, and radiofrequency helps vacuum pressure to disrupt adipocyte membranes.

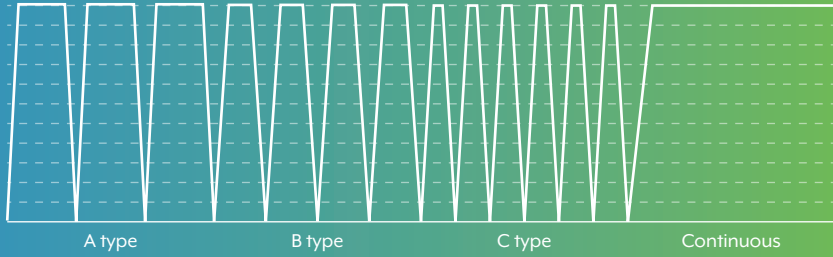
3 Sized RF Headpiece

LIPO-X RF handle with changeable headpiece for different body area.



4 types and 9 steps of vacuum power

LIPO-X vacuum massage with various action type



Cellulite

Orange peel skin, Common agony for every woman

Regardless of obesity, there is a problem afflicting 90 percent of women . It looks like a giant bag filled with cottage cheese, or a severely hurt and bloated orange. This, covering her hips and thighs, is like a nightmare that never ends.



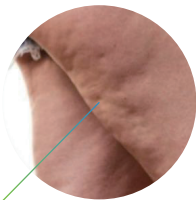
Grade 0

No dimpling even with the pressure



Grade 1

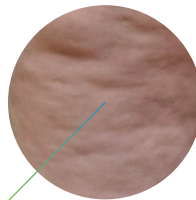
Dimpling shows up only with the pressure



Grade 2

Dimpling shows in standing position

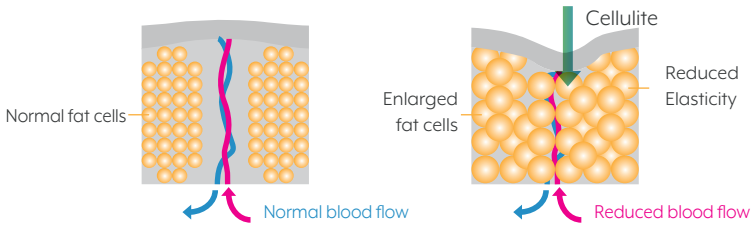
Feeling cold, and there may be pain



Grade 3

Shows dimpling even with the lying position

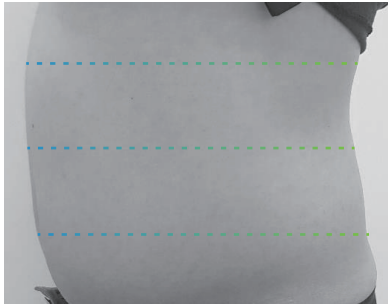
*The whole leg feels heavy, numb, and cold.
Hard to hold a dimple since it is heavily merged.*



Cellulites are often mistaken for fat masses, but the fact is that fat and its surrounding wastes are solidified and clustered, denatured, and changes similar to fiber cells. Therefore, the cellulite, which began to cluster, is hard to removed with diet control, even get degraded. People commonly choose massage, slimming cream, drug therapy etc. However these are mostly temporary, or not optimal for cellulite. LIPO-X breaks the fat cell membrane with cavitation, melts fat cell with RF, stimulate the body circulation with vacuum massage.

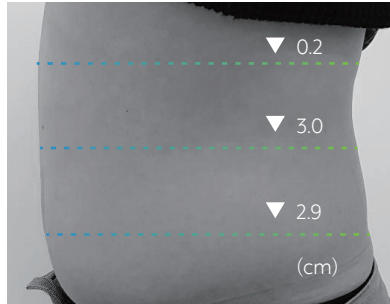
In result, bumpy lumps decrease and fail to recur as they destructed and removed.

Before & After



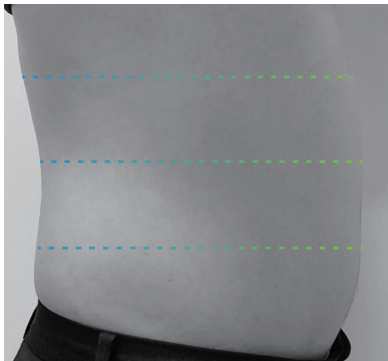
Base Line (cm)

94.1
96.1
100.4



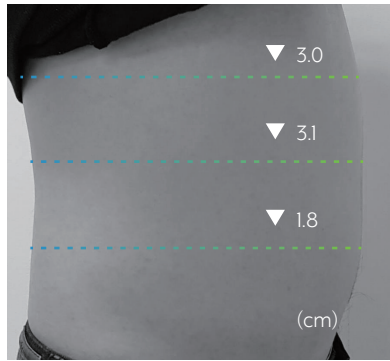
After 5 Sessions (cm)

93.9
93.1
97.5



Base Line (cm)

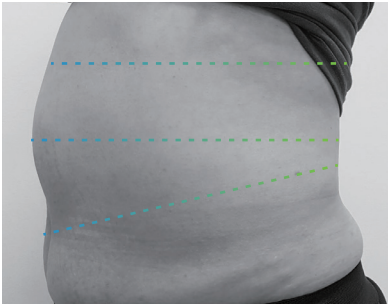
90.2
89.8
91.6



After 9 Sessions (cm)

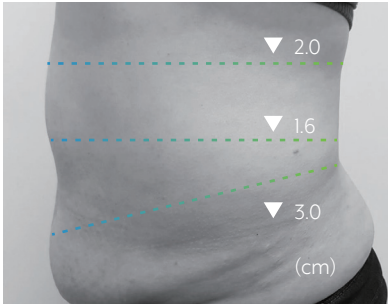
87.2
86.7
89.8

Before & After



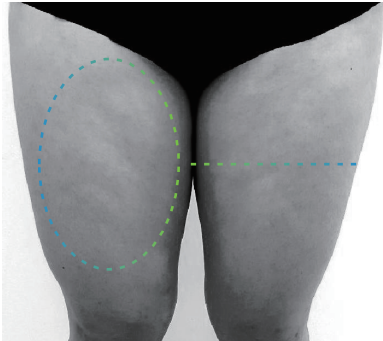
Base Line (cm)

94.4
98.5
102.0



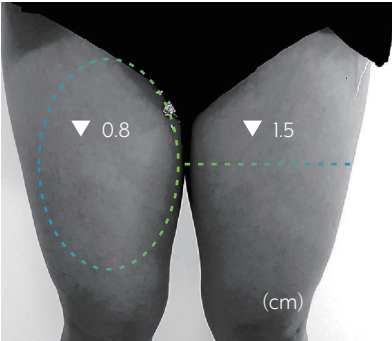
After 9 Sessions (cm)

92.4
96.9
99.0



Base Line (cm)

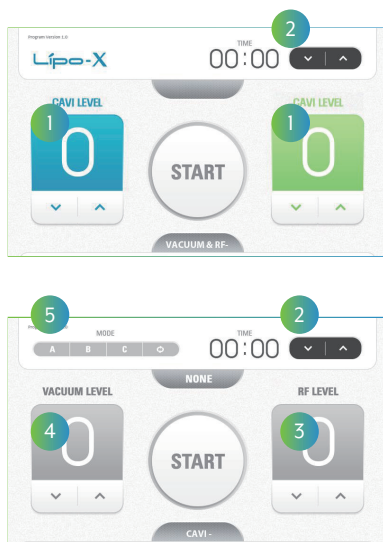
56.5 / 55.7



After 1 Session (cm)

55.7 / 54.2

Specifications



Number	Name	Explanation
1	Cavitation Level	1-10 Level
2	Time	Max 30 mins
3	RF Level	1-9 Level
4	Vacuum Level	1-9 Level
5	Mode Selection (Vacuum)	A, B, C, D

HSC

WWW.HSCKOR.CO.KR

A-1110(Head Office), 1204(Overseas Sales) U-Tower,
767 Sinsu-ro, Suji-gu, Yongin-si, Gyeonggi-do, 16827
South Korea

TEL+82-31-272-4710 **FAX**+82-31-218-4715

E-MAIL hsc@jetvibe.co.kr